



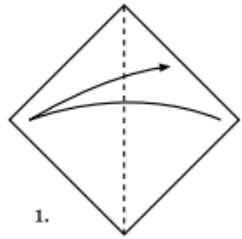
13.



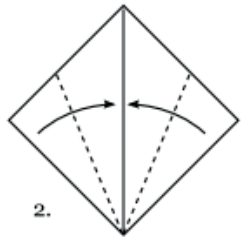
14.

Tulip Stem

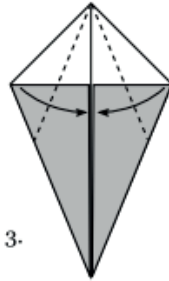
Use a square the same size as for the blossom.



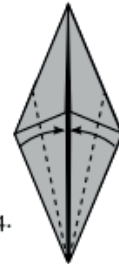
1.



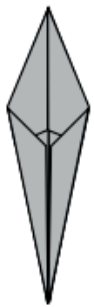
2.



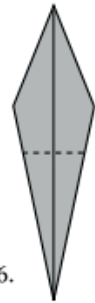
3.



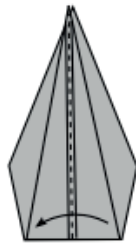
4.



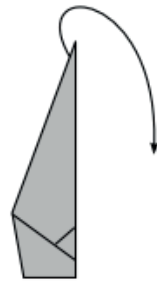
5.



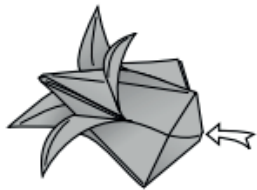
6.



7.



8.



9. Insert the point into the hole at the bottom.

The flower and stem should stand upright with a little tweaking.

